

DIGITAL CONTENT SAMPLE

Getting Started Guide

This getting started was created for the administrators of Narrowcast Server of MSTR Analytics Enterprise.



We used Adobe FrameMaker as the authoring tool, to create and publish the guide in the PDF format.



We adhered to the Microsoft Manual of Style for Technical Publications (MSTP) standard for creating and reviewing content.



This getting started guide provides brief information about Narrowcast Server of MSTR Analytics Enterprise.



TechSmith SnagIt was used to capture snapshots of the application pages.

Narrowcast Server Getting Started Guide

Analytics Enterprise
Document Number: 09810941

Twenty-sixth Edition, Analytics Enterprise

To ensure that you are using the documentation that corresponds to the software you are licensed to use, compare this version number with the software version shown in "About MicroStrategy..." in the Help menu of your software.

Document number: 09810941

Copyright © 2018 by MicroStrategy Incorporated. All rights reserved.

If you have not executed a written or electronic agreement with MicroStrategy or any authorized MicroStrategy distributor, the following terms apply:

This software and documentation are the proprietary and confidential information of MicroStrategy Incorporated and may not be provided to any other person. Copyright © 2001-2013 by MicroStrategy Incorporated. All rights reserved.

THIS SOFTWARE AND DOCUMENTATION ARE PROVIDED "AS IS" AND WITHOUT EXPRESS OR LIMITED WARRANTY OF ANY KIND BY EITHER MICROSTRATEGY INCORPORATED OR ANYONE WHO HAS BEEN INVOLVED IN THE CREATION, PRODUCTION, OR DISTRIBUTION OF THE SOFTWARE OR DOCUMENTATION, INCLUDING, BUT NOT LIMITED TO, THE IMPLIED WARRANTIES OF MERCHANTABILITY AND FITNESS FOR A PARTICULAR PURPOSE, GOOD TITLE AND NON-INFRINGEMENT, QUALITY OR ACCURACY. THE ENTIRE RISK AS TO THE QUALITY AND PERFORMANCE OF THE SOFTWARE AND DOCUMENTATION IS WITH YOU. SHOULD THE SOFTWARE OR DOCUMENTATION PROVE DEFECTIVE, YOU (AND NOT MICROSTRATEGY, INC. OR ANYONE ELSE WHO HAS BEEN INVOLVED WITH THE CREATION, PRODUCTION, OR DISTRIBUTION OF THE SOFTWARE OR DOCUMENTATION) ASSUME THE ENTIRE COST OF ALL NECESSARY SERVICING, REPAIR, OR CORRECTION. SOME STATES DO NOT ALLOW THE EXCLUSION OF IMPLIED WARRANTIES, SO THE ABOVE EXCLUSION MAY NOT APPLY TO YOU.

In no event will MicroStrategy, Inc. or any other person involved with the creation, production, or distribution of the Software be liable to you on account of any claim for damage, including any lost profits, lost savings, or other special, incidental, consequential, or exemplary damages, including but not limited to any damages assessed against or paid by you to any third party, arising from the use, inability to use, quality, or performance of such Software and Documentation, even if MicroStrategy, Inc. or any such other person or entity has been advised of the possibility of such damages, or for the claim by any other party. In addition, MicroStrategy, Inc. or any other person involved in the creation, production, or distribution of the Software shall not be liable for any claim by you or any other party for damages arising from the use, inability to use, quality, or performance of such Software and Documentation, based upon principles of contract warranty, negligence, strict liability for the negligence of indemnity or contribution, the failure of any remedy to achieve its essential purpose, or otherwise. The entire liability of MicroStrategy, Inc. and your exclusive remedy shall not exceed, at the option of MicroStrategy, Inc., either a full refund of the price paid, or replacement of the Software. No oral or written information given out expands the liability of MicroStrategy, Inc. beyond that specified in the above limitation of liability. Some states do not allow the limitation or exclusion of liability for incidental or consequential damages, so the above limitation may not apply to you.

The information contained in this manual (the Documentation) and the Software are copyrighted and all rights are reserved by MicroStrategy, Inc. MicroStrategy, Inc. reserves the right to make periodic modifications to the Software or the Documentation without obligation to notify any person or entity of such revision. Copying, duplicating, selling, or otherwise distributing any part of the Software or Documentation without prior written consent of an authorized representative of MicroStrategy, Inc. are prohibited. U.S. Government Restricted Rights. It is acknowledged that the Software and Documentation were developed at private expense, that no part is public domain, and that the Software and Documentation are Commercial Computer Software provided with RESTRICTED RIGHTS under Federal Acquisition Regulations and agency supplements to them. Use, duplication, or disclosure by the U.S. Government is subject to restrictions as set forth in subparagraph (c)(1)(ii) of the Rights in Technical Data and Computer Software clause at DFAR 252.227-7013 et. seq. or subparagraphs (c)(1) and (2) of the Commercial Computer Software—Restricted Rights at FAR 52.227-19, as applicable. Contractor is MicroStrategy, Inc., 1850 Towers Crescent Plaza, Tysons Corner, VA 22182. Rights are reserved under copyright laws of the United States with respect to unpublished portions of the Software.

The following are either trademarks or registered trademarks of MicroStrategy Incorporated in the United States and certain other countries: MicroStrategy, MicroStrategy 6, MicroStrategy 7, MicroStrategy 7i, MicroStrategy 7i Evaluation Edition, MicroStrategy 7i Olap Services, MicroStrategy 8, MicroStrategy 9, MicroStrategy Distribution Services, MicroStrategy MultiSource Option, MicroStrategy Command Manager, MicroStrategy Enterprise Manager, MicroStrategy Object Manager, MicroStrategy Reporting Suite, MicroStrategy Power User, MicroStrategy Analyst, MicroStrategy Consumer, MicroStrategy Email Delivery, MicroStrategy BI Author, MicroStrategy BI Modeler, MicroStrategy Evaluation Edition, MicroStrategy Administrator, MicroStrategy Agent, MicroStrategy Architect, MicroStrategy BI Developer Kit, MicroStrategy Broadcast Server, MicroStrategy Broadcaster, MicroStrategy Broadcaster Server, MicroStrategy Business Intelligence Platform, MicroStrategy Consulting, MicroStrategy CRM Applications, MicroStrategy Customer Analyzer, MicroStrategy Desktop, MicroStrategy Desktop Analyst, MicroStrategy Desktop Designer, MicroStrategy eCRM 7, MicroStrategy Education, MicroStrategy eTrainer, MicroStrategy Executive, MicroStrategy Infocenter, MicroStrategy Intelligence Server, MicroStrategy Intelligence Server Universal Edition, MicroStrategy MDX Adapter, MicroStrategy Narrowcast Server, MicroStrategy Objects, MicroStrategy OLAP Provider, MicroStrategy SDK, MicroStrategy Support, MicroStrategy Telecaster, MicroStrategy Transactor, MicroStrategy Web, MicroStrategy Web Business Analyzer, MicroStrategy World, Application Development and Sophisticated Analysis, Best In Business Intelligence, Centralized Application Management, Information Like Water, Intelligence Through Every Phone, Intelligence To Every Decision Maker, Intelligent E-Business, Personalized Intelligence Portal, Query Tone, Rapid Application Development, MicroStrategy Intelligent Cubes, The Foundation For Intelligent E-Business, The Integrated Business Intelligence Platform Built For The Enterprise, The Platform For Intelligent E-Business, The Scalable Business Intelligence Platform Built For The Internet, Office Intelligence, MicroStrategy Office, MicroStrategy Report Services, MicroStrategy Web MMT, MicroStrategy Web Services, Pixel Perfect, Pixel-Perfect, MicroStrategy Mobile, MicroStrategy Integrity Manager and MicroStrategy Data Mining Services are all registered trademarks or trademarks of MicroStrategy Incorporated.

All other company and product names may be trademarks of the respective companies with which they are associated. Specifications subject to change without notice. MicroStrategy is not responsible for errors or omissions. MicroStrategy makes no warranties or commitments concerning the availability of future products or versions that may be planned or under development.

Patent Information

This product is patented. One or more of the following patents may apply to the product sold herein: U.S. Patent Nos. 6,154,766, 6,173,310, 6,260,050, 6,263,051, 6,269,393, 6,279,033, 6,567,796, 6,587,547, 6,606,596, 6,658,093, 6,658,432, 6,662,195, 6,671,715, 6,691,100, 6,694,316, 6,697,808, 6,704,723, 6,741,980, 6,765,997, 6,768,788, 6,772,137, 6,788,768, 6,798,867, 6,801,910, 6,820,073, 6,829,334, 6,836,537, 6,850,603, 6,859,798, 6,873,693, 6,885,734, 6,940,953, 6,964,012, 6,977,992, 6,996,568, 6,996,569, 7,003,512, 7,010,518, 7,016,480, 7,020,251, 7,039,165, 7,082,422, 7,113,993, 7,127,403, 7,174,349, 7,181,417, 7,194,457, 7,197,461, 7,228,303, 7,260,577, 7,266,181, 7,272,212, 7,302,639, 7,324,942, 7,330,847, 7,340,040, 7,356,758, 7,356,840, 7,415,438, 7,428,302, 7,430,562, 7,440,898, 7,486,780, 7,509,671, 7,516,181, 7,559,048, 7,574,376, 7,617,201, 7,725,811, 7,801,967, 7,836,178, 7,861,161, 7,861,253, 7,881,443, 7,925,616, 7,945,584, 7,970,782, 8,005,870, 8,051,168, 8,051,369, 8,094,788, 8,130,918, 8,296,287, 8,321,411, and 8,452,755. Other patent applications are pending.

Various MicroStrategy products contain the copyrighted technology of third parties. This product may contain one or more of the following copyrighted technologies:

Graph Generation Engine Copyright © 1998-2013. Three D Graphics, Inc. All rights reserved.

Actuate® Formula One. Copyright © 1993-2013 Actuate Corporation. All rights reserved.

XML parser Copyright © 2003-2013 Microsoft Corporation. All rights reserved.

Xalan XSLT processor. Copyright © 1999-2013. The Apache Software Foundation. All rights reserved.

Xerces XML parser. Copyright © 1999-2013. The Apache Software Foundation. All rights reserved.

FOP XSL formatting objects. Copyright © 2004-2013. The Apache Software Foundation. All rights reserved.

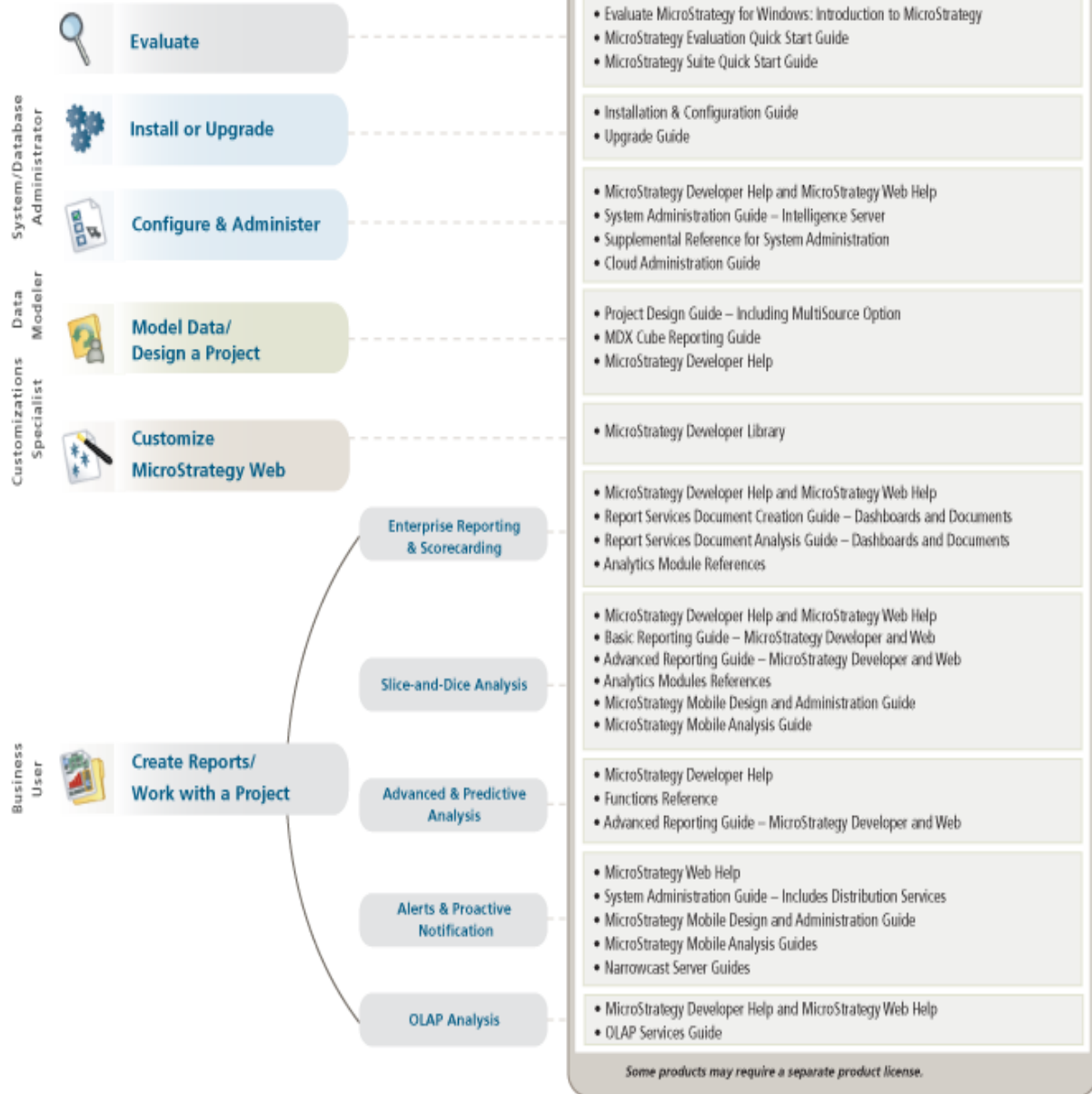
Portions of Intelligence Server memory management Copyright © 1991-2013 Compuware Corporation. All rights reserved.

ASISHTTPrequest library. Copyright © 2007-2013, All-Seeing Interactive. All rights reserved.

This product includes software developed by the OpenSSL Project for use in the OpenSSL Toolkit. (<http://www.openssl.org/>)

International Components for Unicode
Copyright © 1999-2013 Compaq Computer Corporation
Copyright © 1999-2013 Hewlett-Packard Company
Copyright © 1999-2013 IBM Corporation
Copyright © 1999-2013 Hummingbird Communications Ltd.
Copyright © 1999-2013 Silicon Graphics, Inc.
Copyright © 1999-2013 Sun Microsystems, Inc.
Copyright © 1999-2013 The Open Group
All rights reserved.
Real Player and RealJukebox are included under license from Real Networks, Inc. Copyright © 1999-2013. All rights reserved.

WHAT DO YOU WANT TO DO WITH MICROSTRATEGY?



CONTENTS

Book Overview and Additional Resources	Description of this Guide xiii
	About this book xiii
	Additional formats xiii
	How to find business scenarios and examples xiv
	What's new in this guide xiv
	Who should use this guide xiv
	Resources xiv
	Documentation xiv
	Consulting xvii
	International support xvii
	Technical support xvii
	Feedback xvii
1. About the Narrowcast Server System	Introduction 1
	System overview 1
	Internationalizing the system 2
	Narrowcast Server components 2
	Narrowcast Administrator 2
	Delivery Engine 3
	Subscription Portal 3
	SequeLink 3
	Sample MicroStrategy Tutorial - Delivery Project 3

2. Getting Started with Services	Introduction	5
	Installing and configuring the sample Tutorial system	5
	Tutorial project prerequisites.....	5
	Configuring Narrowcast server	6
	Prerequisites for configuration	6
	Changing the Tutorial configuration	6
	Removing the Tutorial configuration	6
	Troubleshooting the Tutorial installation and configuration.....	6
3. Sending and Receiving Services	Evaluating Narrowcast features	7
	Introduction	7
	About services	7
	About the MicroStrategy Tutorial - Delivery project	8
	Getting started with Narrowcast evaluation	8
	Sending sample services.....	9
	Transactional Sales Detail Report service	9
	Sales Analysis with Excel Workbook service	11
	Running your first service	11
4. Service Execution Flow	Introduction	13
	High-level checklist of service execution flow	13
	Service evaluation and recipient determination	13
	Evaluating delivery information from schedules.....	13
	Evaluating recipient information from subscriptions and subscribers.....	14
	Evaluating information from information sources.....	14
	Evaluating personalized content	14
	Information acquisition process diagram	15
	Retrieving service content from information sources	15
	Displaying service content<<	16
	Transmitting messages.....	17
	Delivering service content: Information transmitters	17
	Glossary.....	19
	Index.....	21

BOOK OVERVIEW AND ADDITIONAL RESOURCES

Description of this Guide

This *Getting Started Guide* can help you begin using MicroStrategy Narrowcast Server quickly and easily. This guide provides steps for working with the MicroStrategy sample project called Tutorial - Delivery. The MicroStrategy Tutorial - Delivery project contains sample services that demonstrate many of the features of MicroStrategy Narrowcast Server.

<< Please note that this sample does not include the complete content in all the sections of this document. >>

About this book

<< Please note that this sample does not include the complete content in all the sections of this document. >>

Additional formats

<< Please note that this sample does not include the complete content in all the Sections of this document. >>

How to find business scenarios and examples

<< Please note that this sample does not include the complete content in all the sections of this document. >>

What's new in this guide

Who should use this guide

<< Please note that this sample does not include the complete content in all the sections of this document. >>

Resources

Documentation

<< Please note that this sample does not include the complete content in all the sections of this document. >>

Translations

<< Please note that this sample does not include the complete content in all the sections of this document. >>

Finding information

<< Please note that this sample does not include the complete content in all the sections of this document. >>

Manuals for MicroStrategy overview and evaluation

<< Please note that this sample does not include the complete content in all the sections of this document. >>

Resources for identity and loyalty

<< Please note that this sample does not include the complete content in all the sections of this document. >>

Manuals for query, reporting, and analysis

<< Please note that this sample does not include the complete content in all the sections of this document. >>

Manuals for analytics modules

<< Please note that this sample does not include the complete content in all the sections of this document. >>

Manuals for narrowcast services products

<< Please note that this sample does not include the complete content in all the sections of this document. >>

Software development kits

<< Please note that this sample does not include the complete content in all the sections of this document. >>

Documentation for MicroStrategy portlets

<< Please note that this sample does not include the complete content in all the sections of this document. >>

Documentation for MicroStrategy GIS Connectors

<< Please note that this sample does not include the complete content in all the sections of the document. >>

Help





<< Please note that this sample does not include the complete content in all the sections of the document.>>

Accessing manuals and other documentation sources

<< Please note that this sample does not include the complete content in all the sections of this document. >>

To access documentation resources from any location

Type	Indicates
bold	<ul style="list-style-type: none"> Button names, check boxes, options, lists, and menus that are the focus of actions or part of a list of such GUI elements and their definitions <p>Example: Click Select Warehouse.</p>
<i>italic</i>	<ul style="list-style-type: none"> Names of other product manuals and documentation resources A part of command syntax, indicates variable information to be replaced by the user <p>Example: The <i>aggregation level</i> is the level of calculation for the metric.</p> <p>Example: Type <code>copy c:\filename d:\foldername\filename</code></p>
Courier font	<ul style="list-style-type: none"> Calculations Code samples Registry keys Path and file names URLs Messages displayed on the screen Text to be entered by the user <p>Example: <code>Sum(revenue)/number of months</code>.</p> <p>Example: Type <code>cmdmgr -f scriptfile.scp</code>, and then and press Enter.</p>
+	A keyboard command that calls for the use of more than one key (for example, SHIFT+F1)
	A note icon indicates helpful information for specific situations.
	A warning icon alerts you to important information such as potential security risks; these should be read before continuing.

Education

MicroStrategy Education Services provides a comprehensive curriculum and highly skilled education consultants. Many customers and partners from

over 800 different organizations have benefited from MicroStrategy instruction.

For the most up-to-date and detailed description of education offerings and course curricula, visit www.microstrategy.com/Education.

Consulting

<< Please note that this sample does not include the complete content in all the Sections of this document. >>

International support

<< Please note that this sample does not include the complete content in all the Sections of this document. >>

Technical support

<< Please note that this sample does not include the complete content in all the Sections of this document. >>

Required information when calling

<< Please note that this sample does not include the complete content in all the Sections of this document. >>

Feedback

Please send any comments or suggestions about user documentation for MicroStrategy products to:

<< Please note that this sample does not include the complete content in all the Sections of this document. >>

<< Please note that this sample does not include the complete content in all the Sections of this document. >>

When you provide feedback to us, please include the name and version of the products you are currently using. Your feedback is important to us as we prepare for future releases.

1

ABOUT THE NARROWCAST SERVER SYSTEM

Introduction

Narrowcast Server proactively delivers personalized business insight to email, pagers, and smart phones, extending the reach of business intelligence applications within the enterprise and beyond. Users can specify preferences in the subscription interface, and set notifications based on personalized business rules. This ensures that the information received is relevant.

<< Please note that this sample does not include the complete content in all the sections of this document. >>

System overview

A MicroStrategy Narrowcast Server system is composed of several components that work together to provide the functionality and facilitate the performance of Narrowcast Server. Each component serves a distinct purpose, but interacts with the others to ensure high availability, easy maintenance, and efficient processing.

- Integrate with custom data sources, formatting, transmission, and subscriptions

- Authentication and security
- Remote monitoring and redundancy
- Clustering

Internationalizing the system

<< Please note that this sample does not include the complete content in all the sections of this document. >>

Localized object names

<< Please note that this sample does not include the complete content in all the sections of this document. >>

Local time zones

<< Please note that this sample does not include the complete content in all the sections of this document. >>

Languages, character sets, and value formatting

<< Please note that this sample does not include the complete content in all the sections of this document. >>

Narrowcast Server components

Narrowcast Administrator

Please note that this sample does not include the complete content in all the sections of this document. >>

Delivery Engine

<< Please note that this sample does not include the complete content in all the sections of this document. >>

Subscription Portal

<< Please note that this sample does not include the complete content in all the sections of this document. >>

SequeLink

<< Please note that this sample does not include the complete content in all the Sections of this document. >>

Sample MicroStrategy Tutorial - Delivery Project

<< Please note that this sample does not include the complete content in all the sections of this document. >>

2

GETTING STARTED WITH SERVICES

Introduction

This chapter provides steps to install and configure the sample Tutorial system. After the system is set up, you can create and deliver a sample service.

Installing and configuring the sample Tutorial system

<< Please note that this sample does not include the complete content in all the sections of this document. >>

Tutorial project prerequisites

<< Please note that this sample does not include the complete content in all the sections of this document. >>

Configuring Narrowcast server

<< Please note that this sample does not include the complete content in all the Sections of this document. >>

Prerequisites for configuration

<< Please note that this sample does not include the complete content in all the Sections of this document. >>

To configure the Tutorial - Delivery system

<< Please note that this sample does not include the complete content in all the Sections of this document. >>

Changing the Tutorial configuration

<< Please note that this sample does not include the complete content in all the Sections of this document. >>

Removing the Tutorial configuration

<< Please note that this sample does not include the complete content in all the Sections of this document. >>

Troubleshooting the Tutorial installation and configuration

<< Please note that this sample does not include the complete content in all the Sections of this document. >>

Reviewing the configuration log file

<< Please note that this sample does not include the complete content in all the Sections of this document. >>

3

SENDING AND RECEIVING SERVICES

Evaluating Narrowcast features

Introduction

<< Please note that this sample does not include the complete content in all the sections of this document. >>

About services

<< Please note that this sample does not include the complete content in all the sections of this document. >>

About the MicroStrategy Tutorial - Delivery project

<< Please note that this sample does not include the complete content in all the sections of this document. >>

Getting started with Narrowcast evaluation

The Home page is the starting point for using Narrowcast evaluation.

MicroStrategy

Home

Welcome to **MicroStrategy 9**—Industrial-Strength Business Intelligence.

MicroStrategy Narrowcast Server is an information delivery platform used to monitor critical business events and proactively deliver information to decision makers. Narrowcast Server gathers information from MicroStrategy Intelligence Server and delivers personalized information via multiple delivery methods (such as e-mail, printer, and file system) in a variety of formats (HTML, PDF, Excel, and text files).

1 Explore Usage Scenarios
Explore various usage scenarios and view sample messages delivered by Narrowcast Server.

2 Create Your Own Service
Create your own service in short easy steps.

3 Subscribe Users
Learn how to create and administer service recipients.

4 Next Steps
Locate resources, solve problems, and learn about other facets of the MicroStrategy platform.

The diagram shows a central box labeled "Narrowcast Server" with arrows pointing to various delivery methods: a group of people, a telephone, a laptop, a printer, a fax machine, and an envelope. Below the "Narrowcast Server" box, there are three boxes labeled "database", "server", and "www", connected by lines.

Sending sample services

<< Please note that this sample does not include the complete content in all the sections of this document. >>

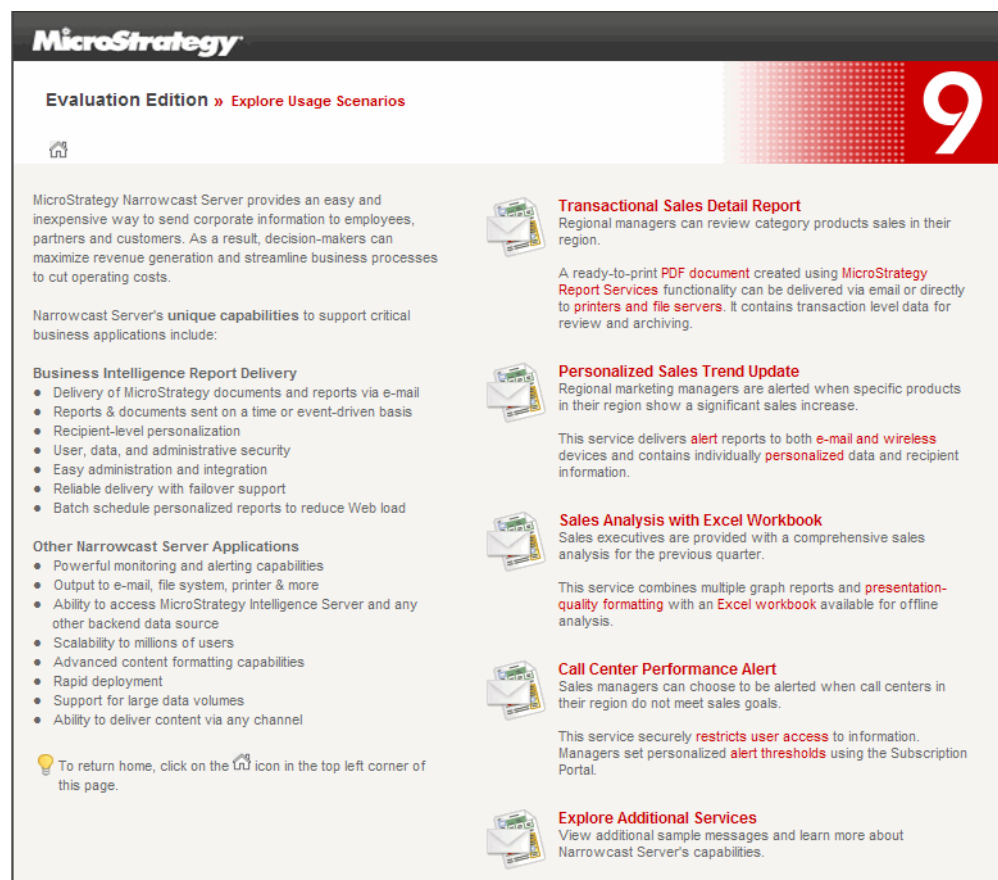
Prerequisites

Transactional Sales Detail Report service

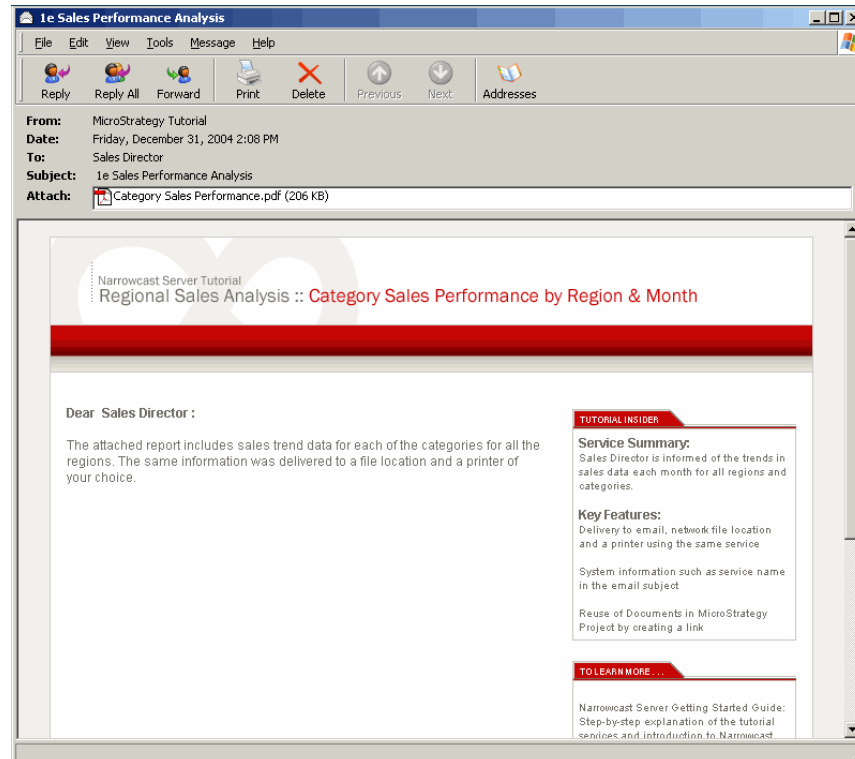
This service sends the Sales Performance Analysis report.

To execute the Transactional Sales Detail service

- 1 On the Home page, click **Explore Usage Scenarios**. The **Explore Usage Scenarios** page is displayed:

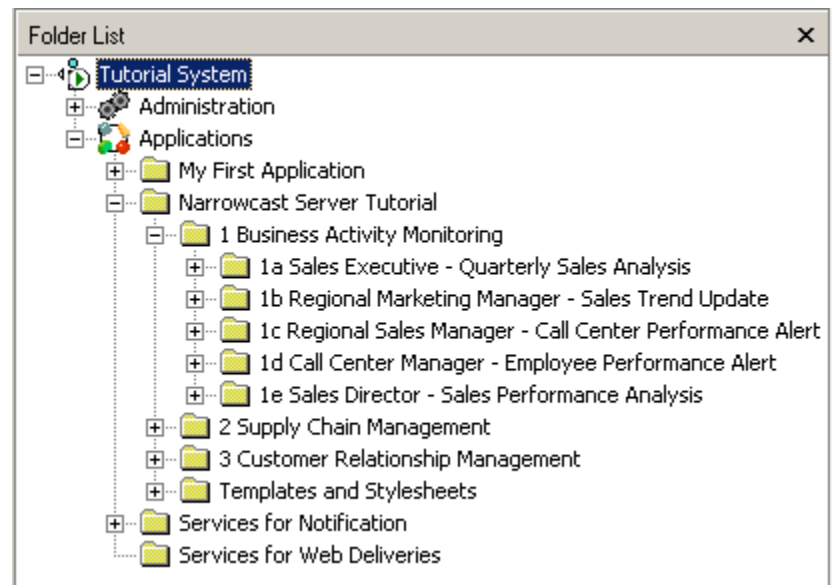


- 2 Select the first service, **Transactional Sales Detail Report**. The email that the service sends is displayed in your email client.
 - If you do not see the fully formatted email with graphics, from the email client's **View** menu, select **Message in HTML**. If your email client blocks images, click in the message at the top of the email to allow images to be displayed.



- 3 In the email, double-click the attached **Category Sales Performance** PDF to open it. This PDF shows a Report Services document designed to display sales data. The details of the service and its attached document are described below.

To return to the evaluation Home page, in the **Folder List** on the left click **Tutorial System** at the top of the folder hierarchy, as shown in the image below:



You can close the 1e Sales Performance Analysis email when you are finished viewing it.

Sales Analysis with Excel Workbook service

<< Please note that this sample does not include the complete content in all the sections of this document. >>

Running your first service

<< Please note that this sample does not include the complete content in all the sections of this document. >>

4

SERVICE EXECUTION FLOW

Introduction

<< Please note that this sample does not include the complete content in all the sections of this document. >>

High-level checklist of service execution flow

<< Please note that this sample does not include the complete content in all the sections of this document. >>

Service evaluation and recipient determination

<< Please note that this sample does not include the complete content in all the sections of this document. >>

Evaluating delivery information from schedules

<< Please note that this sample does not include the complete content in all the sections of this document. >>

Evaluating recipient information from subscriptions and subscribers

<< Please note that this sample does not include the complete content in all the sections of this document. >>

Evaluating information from information sources

<< Please note that this sample does not include the complete content in all the sections of this document. >>

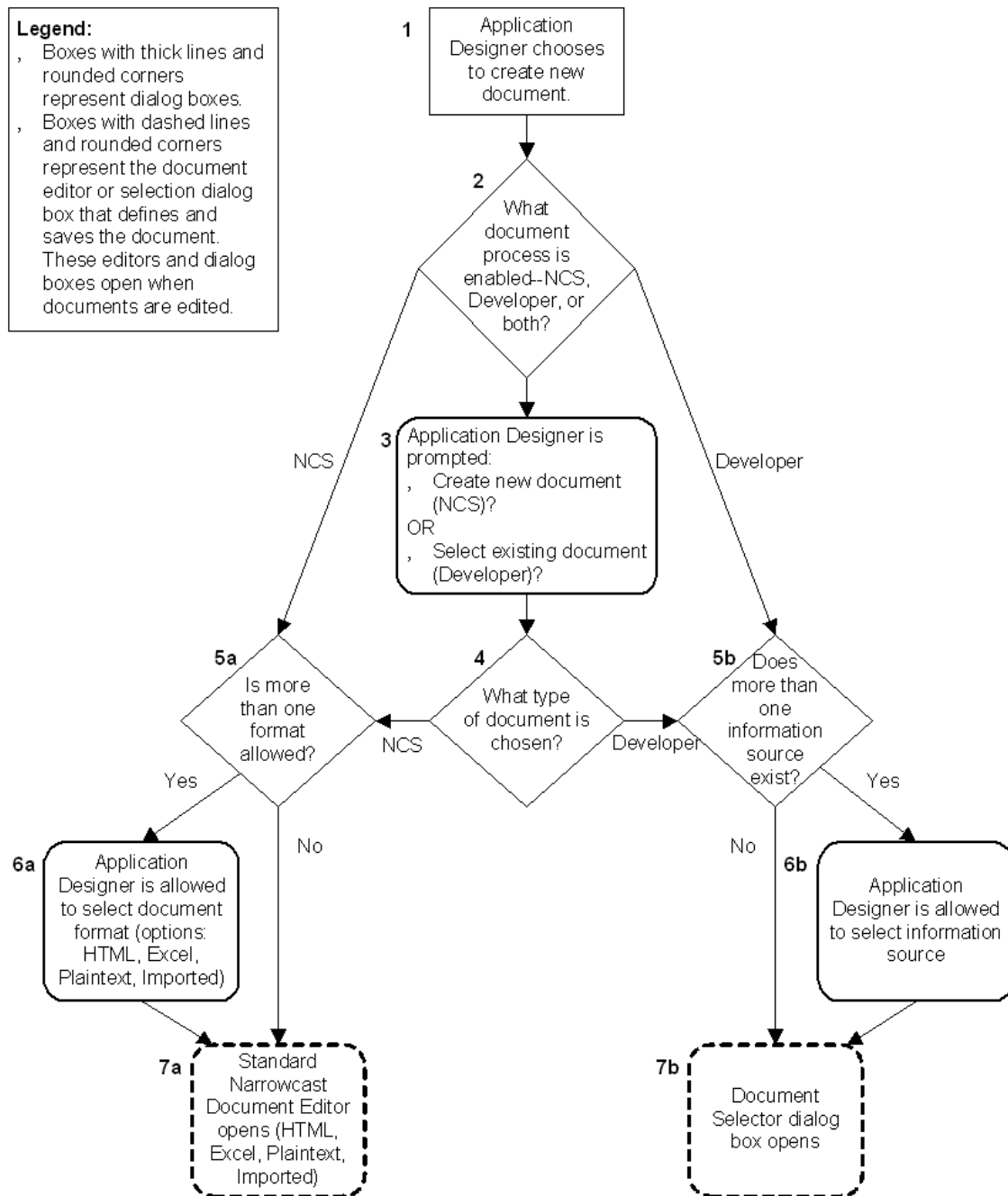
Evaluating personalized content

<< Please note that this sample does not include the complete content in all the sections of this document. >>

Personalization enabled by devices

<< Please note that this sample does not include the complete content in all the sections of this document. >>

Information acquisition process diagram



Retrieving service content from information sources

<< Please note that this sample does not include the complete content in all the sections of this document. >>

MicroStrategy reports as service content

<< Please note that this sample does not include the complete content in all the sections of this document. >>

Report Services documents as service content

<< Please note that this sample does not include the complete content in all the sections of this document. >>

HTML documents as service content

<< Please note that this sample does not include the complete content in all the sections of this document. >>

User information as service content

<< Please note that this sample does not include the complete content in all the sections of this document. >>

System information as service content

<< Please note that this sample does not include the complete content in all the sections of this document. >>

Subscription information as service content

<< Please note that this sample does not include the complete content in all the sections of this document. >>

Displaying service content<<

Please note that this sample does not include the complete content in all the Sections of this document. >>

Service content container: Narrowcast documents

<< Please note that this sample does not include the complete content in all the Sections of this document. >>

Transmitting messages

<< Please note that this sample does not include the complete content in all the sections of this document. >>

Delivering service content: Information transmitters

<< Please note that this sample does not include the complete content in all the sections of this document. >>

GLOSSARY

account Creates a relationship between access privileges and user login credentials. Account permissions are based on granted roles, and each role has specific privileges.

See also:

- **application administrator**
- **application designer**
- **subscription administrator**
- **system administrator**

address display << Please note that this sample does not include the complete content in all the sections of this document. >>

INDEX

C

content
 formatting [16](#)

D

documents
 HTML [16](#)
 Report Services [16](#)
 types [17](#)

E

errors
 review configuration log file [6](#)
 tutorial configuration [6](#)
execution
 periods. See schedules.

F

formatting
 content [16](#)

H

HTML documents [16](#)

I

installing and configuring
 Narrowcast Server [6](#)

L

languages [15](#)
locales [15](#)

M

messages
 see also services
 transmission [17](#)
MicroStrategy Tutorial - Delivery [xiii](#)

R

Report Services document [16](#)
running first service [11](#)

S

SequeLink [3](#)

service

 running [11](#)

support. See technical support.

system information [16](#)

system overview [1](#)

T

technical support [xvii](#)

transmitting messages [17](#)

tutorial configuration

 errors [6](#)

 process [6](#)

 review configuration log file [6](#)